

# 1

## The Clever Rat

### Contexts

Do you have any pets? They can be great fun to have around the house. It is always fun to spend time playing with our pets, isn't it? Sometimes, they can be naughty also. Even then, they are still funny and lovable. Let us read about a cat and the kind of trouble it gets into.

### Summary

The poem tells us about a rat named Ratty. It lies on the mat and likes to eat cheese. There is the black cat called Blacky. Blacky wants to eat Ratty.

Ratty jumps up on the fan to save his life. But Blacky is also clever and he jumps up onto the fan. However, little Ratty has a little plan to save his life after all.

### Perspectives

- ▶ Poor Blacky! He wanted to catch the rat, but he ended up getting stuck on the fan.
  - Have you ever got into any trouble? What happened next?
- ▶ Ratty thinks of a wise way to escape from Blacky. He jumps on the fan and later runs away!
  - Have you ever used a clever trick or excuse to get out of something that you did not want to do?
- ▶ In the poem, Blacky wanted to eat Ratty. Can you find out what cats usually like to eat?

## Language in Use

### Vocabulary

#### A. Warming up with Spellings

Wait for your turn as the teacher calls out the names of students. You need to come to the front of the class and spell a word that teacher gives you while doing a jumping jack for each letter of the word. Have fun while you spell!

### Grammar

#### A. Clap once for A Clap twice for An

Listen to the word teacher says. Clap once if the word needs 'a' before it. Clap twice if the word needs 'an' before it.

#### B. Near and Far with This and That

Play in teams. Your teacher points out at objects in the classroom. She speaks out sentences such as:

- ..... **is a book.** ..... **is a poster.**

You need to fill in 'This' if the object she is pointing at is near her. You need to fill in 'That' if the object she is pointing at is far from her. Get as many correct answers as you can!

### Appreciation

Read the poem once again. Did you notice words like 'jumps' and 'runs' in the poem? These words show us the actions that Blacky and Ratty did. These words are called action words or verbs.

Listening

### A. Listening for Similar Sounds

Your teacher will read aloud some sentences. Listen carefully for similar sounding words in each sentence. Write the words in your notebook.

Speaking

### A. Do the Dialogue

Make pairs. Take turns to enact the following situations.

1. You meet your neighbour

**You:** Good evening Uncle.

**Neighbour:** Good evening! How are you?

**You:** I am fine. Thank you. How are you?

**Neighbour:** I am fine too. Thank you.

2. Talking with teacher

**Teacher:** Tara, can you please help me carry these books?

**You:** Yes, Ma'am.

**Teacher:** Thank you, Tara. God bless you.

3. Talking with a friend

**You:** Happy birthday, Ali! I got this for you. (Giving a gift)

**Friend:** Thank you so much, Aman. I love it!

**You:** You are welcome.

4. At the dining table

**You:** Papa, pass me the sandwiches, please.

**Father:** Yes, sure.

**You:** Thank you.

**Father:** Do you need some sauce?

**You:** No, thank you. I am fine.

5. You broke a flower vase by mistake

**You:** I am sorry, Mom.

**Mother:** No problem, Megha. But be more careful next time.

**You:** Sure, Mom. I will be.

**Mother:** Now, watch out for the broken pieces. Let me remove them.

6. With an Elder Sibling

**You:** [Bhaiya/Didi], can you please read me a story?

**Sibling:** Sure, Rishi. Let me finish my homework first.

**You:** Fine. Thank you.

**Sibling:** You are welcome.

7. Talking with Teacher

**Teacher:** Varun, why are you running in the corridor?

**You:** I am sorry Ma'am.

**Teacher:** Please do not do it next time. You might get hurt.

**You:** Yes Ma'am.

8. Talking with the ice cream seller

**You:** May I have a cone, please.

**Ice cream seller:** Sure. Which flavour?

**You:** Kesar pista, please.

**Ice cream seller:** How many scoops?

**You:** Two scoops.

**Ice cream seller:** Here it is.

**You:** Thank you!



## A. Picture Perfect

Follow the instructions that your teacher gives. Join the dots to complete the picture. Colour it.



**Now, draw the picture of an animal on an A4 sheet and colour it. Show it in the class and describe it using the following sentences.**

This is .....

It has .....

It has .....

It likes to eat .....

### **B. Yes or No**

Teacher will display objects and ask questions. Each row of students will take turns to answer.

Say

Yes, it is.

OR

No, it is not. It is a .....



**C. Look at the picture clues. Pick words from the box to fill in naming words and describing words.**









It is a ..... day. .... and ..... are in the garden. They are planting a ..... sapling in a .....

First, they put some ..... soil in the pot. Granny dug a deep hole in the soil using a ..... Together they popped the tomato sapling in the hole. They added some more soil and patted. Granny then stuck a cane into the soil next to the sapling.

“This is to give the plant support as it grows.” she said.

Mini took care of the little sapling. She watered it well and on time. She made sure it got sunlight.

After a few weeks some ..... tomatoes are ready to be picked! “Hooray! Look at the juicy red tomatoes!” Mini shouted happily.

			
brown	stick	red	granny
			
Mini	tomato	small pot	sunny

## D. Cleverness Counts

We all enjoy the Tom and Jerry show. Talk about how the little mouse Jerry always saves himself from the cat Tom.

## E. What would you do?

Work in pairs. Choose one of the following situations.

- You are a flock of birds caught in a hunter's net.
- You are a mouse caught in a mousetrap.
- You are a deer being chased by a lion.

How would you save yourself by using your cleverness? Discuss with your partner and come up with a smart solution. Share it in the class. You may do so:

- through a drawing OR
- by enacting the solution.

## Learn by Doing

### A. A Very Colourful Garden

On a drawing sheet draw the picture of a garden. You may show:

- flowers of different shapes, sizes and colours
- butterflies of rainbow colours
- trees full of colourful fruits
- a colourful sky
- a colourful Sun

Use as much colour as you wish!

### B. Splash of Colours Under the Sea

Use water colours and your finger and thumb prints to make a beautiful painting of the undersea world.

All you need

- water colours
- paint brush
- drawing sheet

And a lot of imagination!

- Use a brush to spread the colours on your thumb or fingers.

- Wipe or wash your thumb and fingers every time you use another colour.